



Outdoor learning in Tenerife

(27. srpen 2023 – 2. září 2023)

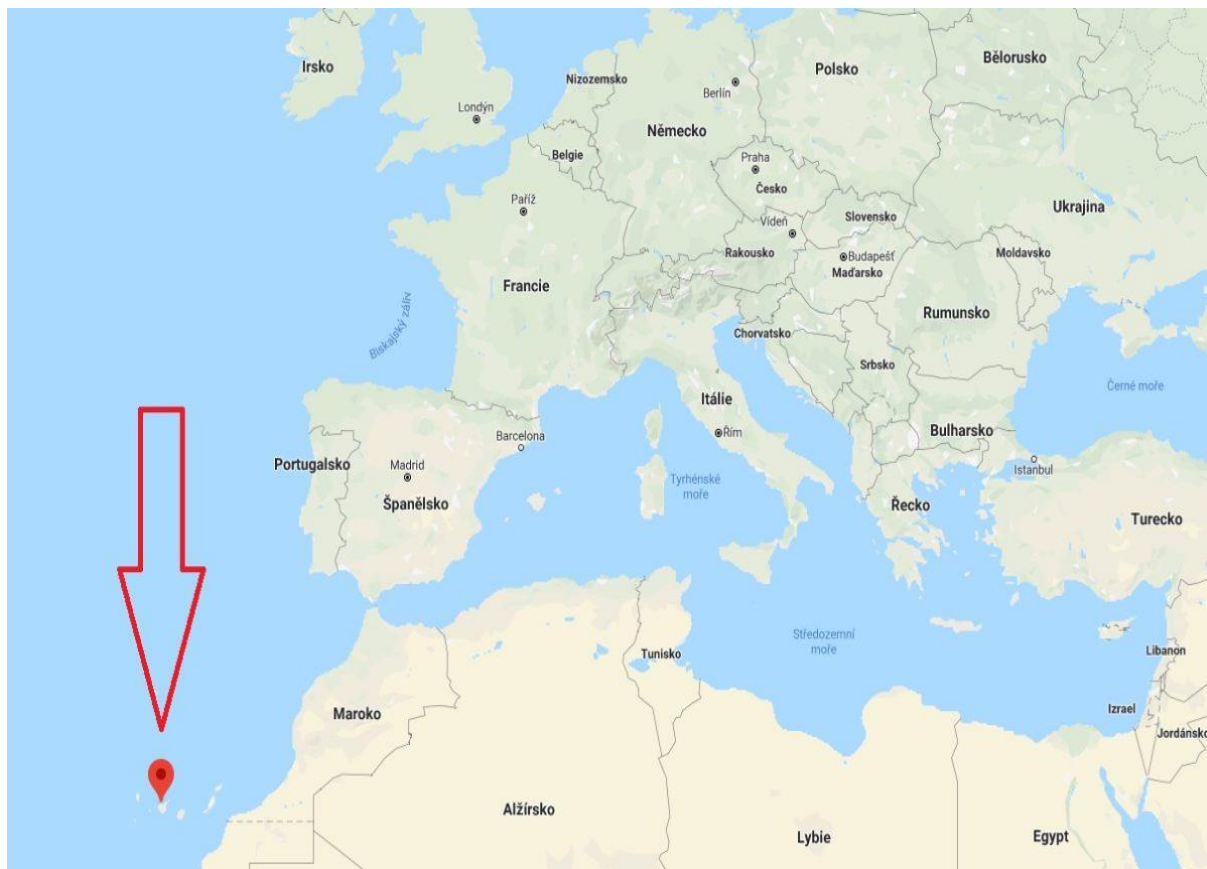


TENERIFE

Puerto de la Cruz



Kanárské ostrovy



Zapůjčené auto



Puerto de la Cruz



Ubytování



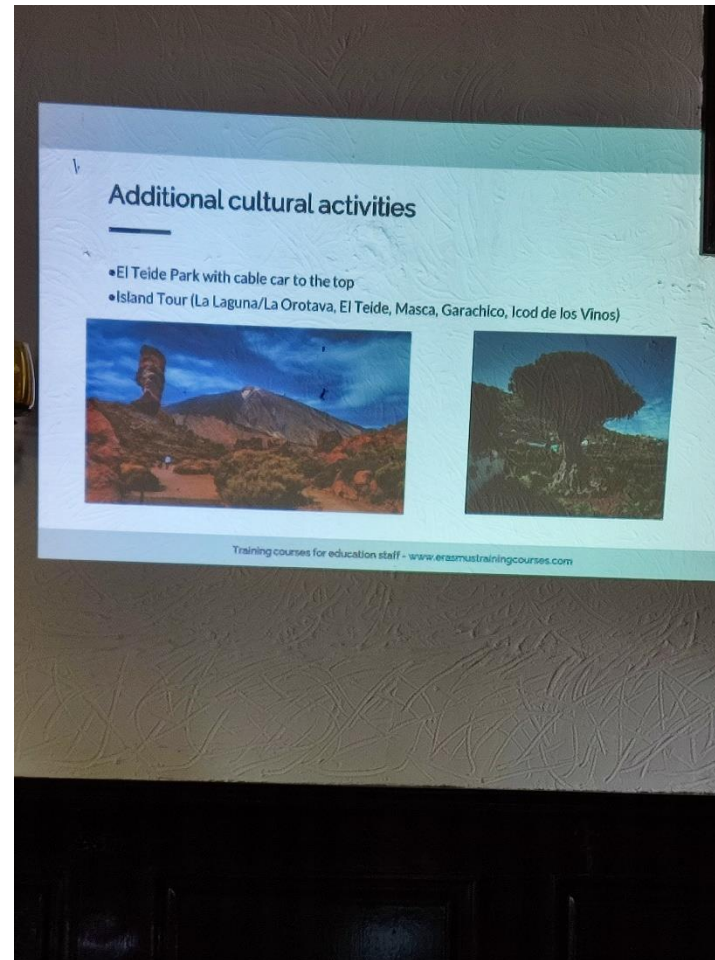
A tropical beach scene featuring two tall palm trees in the foreground. The tree on the left is leaning towards the right, while the one on the right is more upright. The background shows a clear blue sky with a few wispy clouds and a calm, light blue ocean. The text "První den školy" is overlaid in the center in a bright yellow font.

První den školy

Naše studijní skupina



První den školy – seznámení s programem




Naše očekávání, obavy, příspěvky do kurzu....



Hra Dixit - OE



Pravidla, vize outdoorové výuky





Playa Bollulla

Den druhý



Řešení úloh po cestě

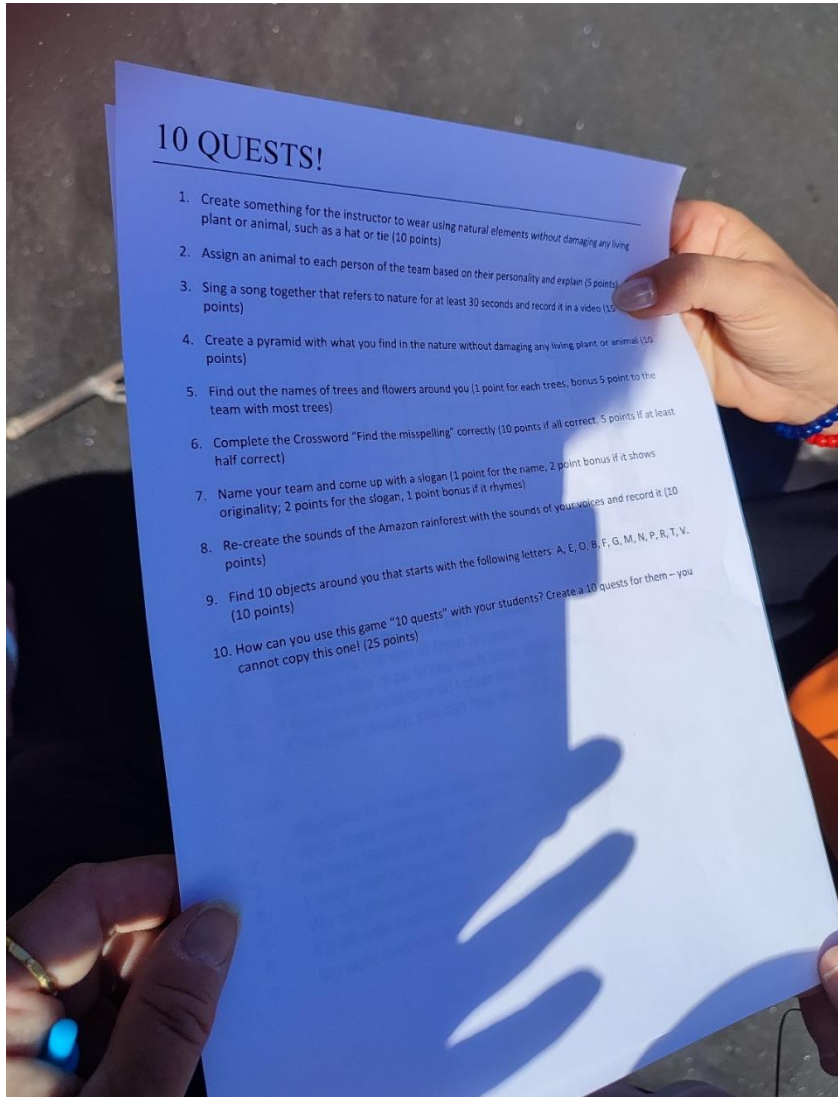


veleještěrka modroskvrnná (*G. galloti*)



Plnění úkolů na Bollulla playa





10 QUESTS!

1. Create something for the instructor to wear using natural elements without damaging any living plant or animal, such as a hat or tie (10 points)
2. Assign an animal to each person of the team based on their personality and explain (5 points)
3. Sing a song together that refers to nature for at least 30 seconds and record it in a video (15 points)
4. Create a pyramid with what you find in the nature without damaging any living plant or animal (10 points)
5. Find out the names of trees and flowers around you (1 point for each trees, bonus 5 point to the team with most trees)
6. Complete the Crossword "Find the misspelling" correctly (10 points if all correct, 5 points if at least half correct)
7. Name your team and come up with a slogan (1 point for the name, 2 point bonus if it shows originality; 2 points for the slogan, 1 point bonus if it rhymes)
8. Re-create the sounds of the Amazon rainforest with the sounds of your voices and record it (10 points)
9. Find 10 objects around you that starts with the following letters: A, E, O, B, F, G, M, N, P, R, T, V. (10 points)
10. How can you use this game "10 quests" with your students? Create a 10 quests for them – you cannot copy this one! (25 points)



Natural Equations

$$84 : 7 = 12$$

$$(7+5) \times 7$$

~~80/7 = 11.4~~

$$7 \times 10 + (5 \times 7)$$

~~70 + 35 = 105~~

Values:

A leaf = 1 \diamond

A stick = 5 $|$

A stone = 7 \circ

A seashell = 10 \triangle

A waste/something that doesn't belong to the beach = 12

Your task is to make **one equation** for each of these values. The values should be the results of your equations.

13

14

25

82

84

120

16.8

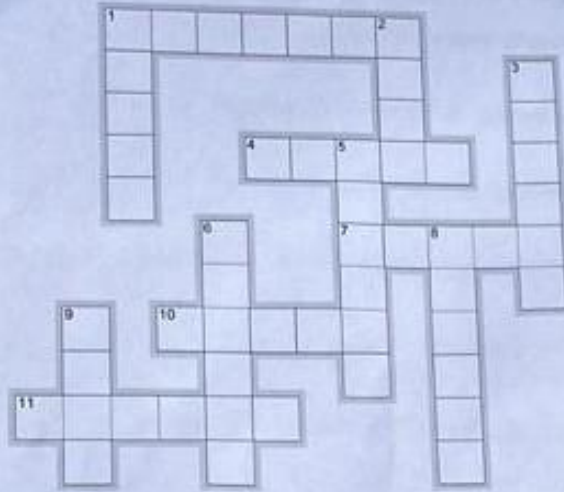
840

Guidelines:

- You can use all the mathematical signs and symbols.
- You should use less elements as possible. Example: Result to achieve is 6.
Option A: 6 leaves (6 elements in total)
Option B: 1 stone – 2 leaves (3 elements in total)
Option C: 1 stick + 1 leaf (2 elements in total) → best result

Find the Misspelling Crossword

Circle the misspelled word in each sentence. Write it correctly in the crossword.



Across


1. I never climed this high in the tree before!
4. Tim was the frist one to finish his paper.
7. Sara and Allie hope to see each other agian soon.
10. I won't come outside untill I clear the table.
11. If you lisen closely, you can hear the robins.

Down


1. Max likes to coler with large crayons.
2. What dose your baby brother like it eat?
3. My best friend will be comeing to my birthday party.
5. I realy want to go to the circus!
6. We ate diner after the school play.
8. It's allmost cool enough to need a jacket.
9. My aunt siad she would come over for a visit.

A tropical beach scene featuring two tall palm trees in the foreground. The tree on the left is slender and leans slightly to the right. The tree on the right is thicker and has a person climbing it. The background shows a clear blue sky with a few wispy clouds and a calm, light blue ocean. The text "Den třetí" is centered in the middle of the image in a bright yellow font.

Den třetí



Aplikace úkolu z minulého dne na naše studenty



Praktické využití OE v různých předmětech

Cizí jazyky

- gramatika... pozorování (jít ven, pozorovat a říkat, co se děje...zpátky do třídy a říct, co se stalo v minulém čase)
- Otevři okno a řekni co se děje
- Tři studenti jdou za dveře a postupně vcházejí dovnitř...ostatní komentují, co se stalo než přišel první, pak druhý atd.

Matematika, fyzika, TV

- Do jednoho rohu zadání, do druhého rohu mají přepsat a vyřešit (na pláži, hřišti atd.), běhají co nejrychleji z místa na místo, mají si zapamatovat zadání a vyřešit úlohu
- modelace sluneční soustavy v miniatuře, vesmírná tělesa
- Pythagorova věta – dopočítat 3 stranu pravoúhlého trojúhelníku, místo pro stezku, která by byla co nejkratší popř. vypočítají, kolik spotřebují materiálu na takovou stezku atd.
- Využití podobnosti trojúhelníků pro výpočet výšky stromů nebo budov s využitím znalosti své výšky a stínu
- geometrické tvary (rovina, prostor), hypotézy, měření, výpočty (obvody, obsahy, povrchy, objemy, spotřeba materiálu atd.)
- Mapování okolí školy - poměr a měřítko mapy

Zeměpis


- Města od V – Z, zapamatovat, vymyslet zvuky na to, aby se mohli pohybovat, pak vytvoří kruh a v centru je jeden se zavázanýma očima a ostatní ho navádějí k sesbírání papírků (měst) v daném pořadí
- Vytvoř přírodu tak, abych poznal stát

Biologie a ekologie

- Přemýšlej, jak se cítí rostlina nebo živočich v daném prostředí
- Co se děje na 1 m² (vzorek rostlin, živočichů, půdy, mech, voda, hmyz.....mikroskop, tvůrčí psaní, kresba atd.) – lze provádět v různých ročních obdobích

Zajímavost – v Norsku rozdělení do skupin dle znalostí, ne podle věku

Od západu na východ



Od západu na východ




Z Tenerife do ČR



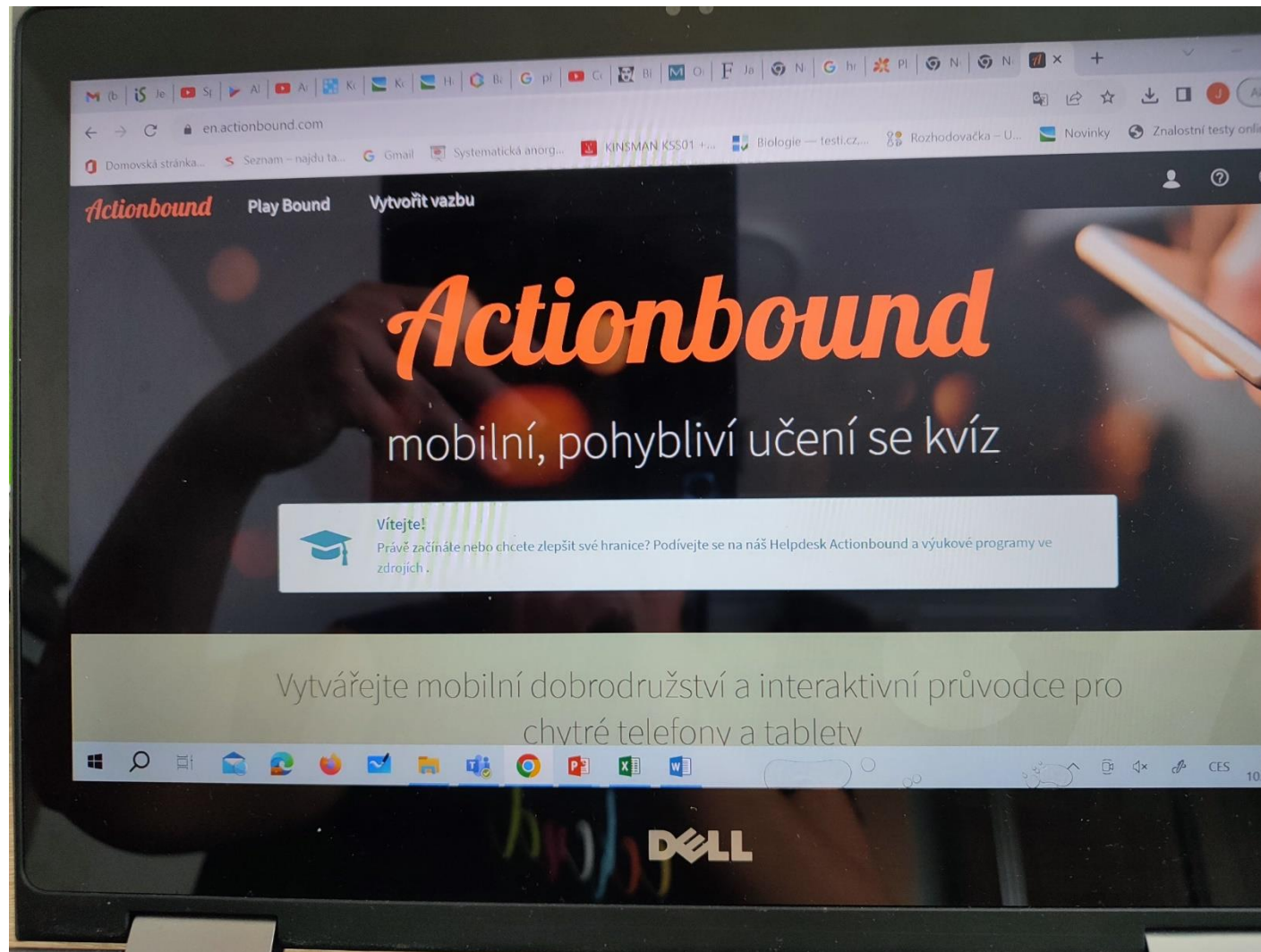
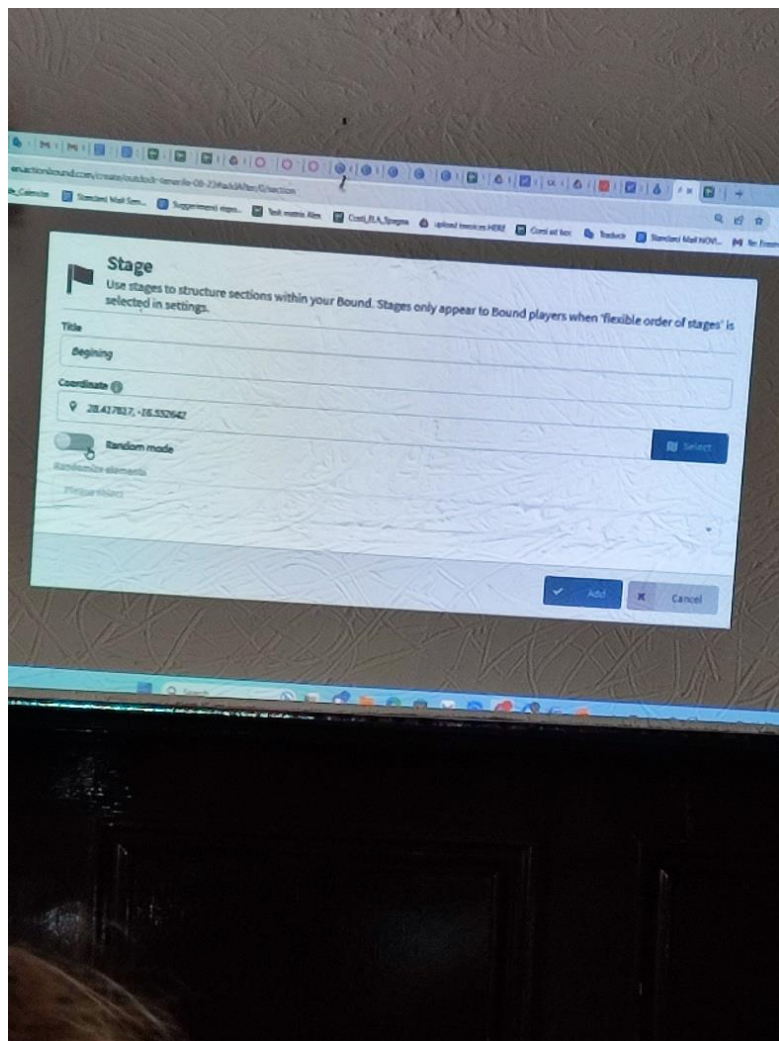
A tropical beach scene featuring two tall palm trees in the foreground. The tree on the left is leaning towards the right, while the one on the right is more upright. The background shows a clear blue sky with a few wispy clouds and a calm, light blue ocean. The text "Den čtvrtý" is overlaid in the center in a bright yellow font.

Den čtvrtý

Actionbound






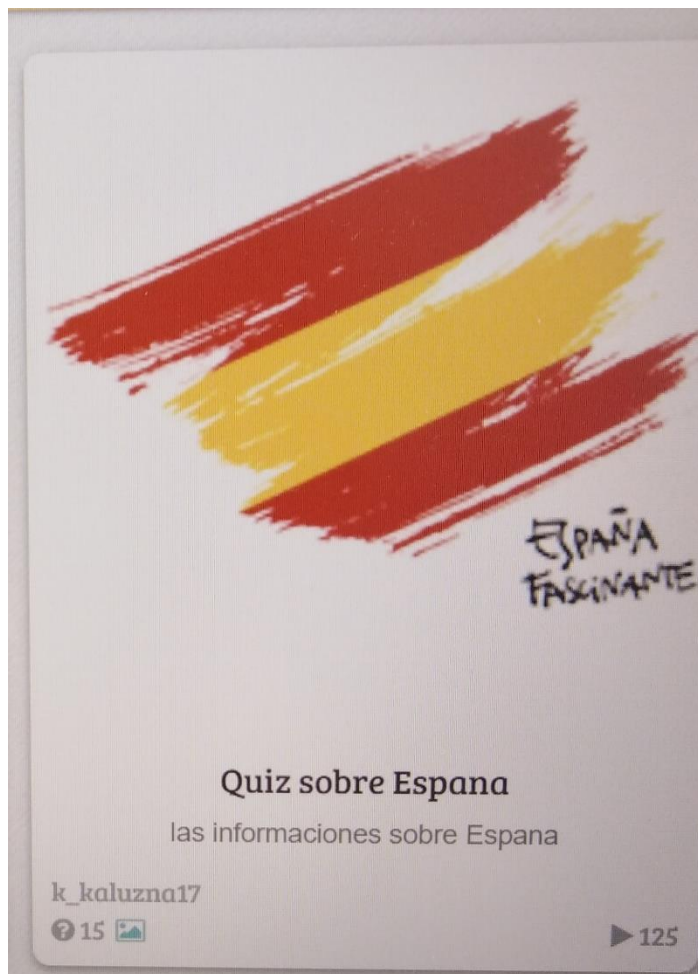




Pohybové a vědomostní hry



Z Tenerife do ČR



GAME PREVIEW

Quiz sobre Espana

Game Code: 638571

🇪🇸 Spanish 🕒 15 👁️ Public

las informaciones sobre Espana

Hide

▶ Play

📄 Study

🖥️ Slideshow

↪ Share



👤 k_kaluzna17

▶ 125



¿Qué ciudad es la capital de España? /
Jakie miasto jest stolicą Hiszpanii?

✓ 10



¿Qué colores tiene la bandera de
españa? / Jakie kolory ma flaga
Hiszpanii?

✓ 10



¿En qué club de fútbol jugó Leo Messi? /
W jakim klubie piłkarskim grał Leo
Messi?

✓ 10



Odkazy:

Actionbound.com (úniková hra)

jeopardylabs.com (AZ kvíz, Riskuj)

baamboozle.com

Plánování exkurzí



Planning

- The primacy of [self-discovery](#)
- The having of wonderful ideas
- The responsibility for learning
- Empathy and caring
- Success and failure
- Collaboration and competition
- Diversity and inclusion
- The natural world
- Solitude and reflection
- Service and compassion

Planning an Outdoor Lesson

Who?	Who are the participants? How much do they already know about the topic? What are the age ranges, gender breakdown, cultural mix and hierarchies?
Why?	What is the overall goal of the learning? What do the participants want to learn? Are they taking part with a positive and voluntary attitude?
When?	How much time is available for the activity? Are there any work or season-related time constraints?
Where?	Where will the activity be held? What equipment is available? There will be the need to reach the final location?
What for?	What are the behavioural objectives of the activity? What will the participants be able to do differently after the activity?
What?	What specifically will participants learn? What new knowledge, skills and attitudes do you want to develop?
How?	What learning activities will participants engage in to learn the content? What are all the steps of the training? How will you evaluate the training?

A tropical beach scene featuring two tall palm trees in the foreground. The tree on the left is leaning towards the right, while the one on the right is more upright. The background shows a clear blue sky with a few wispy clouds and a calm, light blue ocean. The text "Den pátý" is centered in the middle of the image in a bright yellow font.

Den pátý

Návštěva parku a vyhodnocení bezpečnosti místa pro OE



Pohybové aktivity



Výměna rolí



A tropical beach scene featuring two tall palm trees in the foreground. The tree on the left is leaning towards the right, while the one on the right is more upright. The background shows a clear blue sky with a few wispy clouds and a calm, light blue ocean. The text "Den šestý" is overlaid in the center in a bright yellow font.

Den šestý

Slavnostní předání certifikátů






VÝLETY

Pico de Teide

Vrchol: 3 718 m n. m



Garachico







Drago Milenario

Botanická zahrada

Chlebovník různolistý



Artocarpus heterophyllus Lam.
MORACEAE
Jaca, árbol del jack
India - Malasia

Fíkovník banyán (Ficus benghalensis)




Kanárské palmy



kávovník



Heliconia - bihaja



ZOO - LOROPARK



